



KEDIA ADVISORY

DAILY COTTON REPORT

15 Jan 2025

- **COTTON**
- **COCUDAKL**
- **KAPAS**
- **COTWASOIL**

Kedia Stock & Commodities Research Pvt. Ltd.

Research Advisory | White Labelling | Digital Marketing



Cotton Complex

Commodity	Expiry	Open	High	Low	Close	% Change
COTTONCANDY	31-Jan-25	54760.00	54760.00	54390.00	54480.00	-0.31
COCUDA KL	20-Feb-25	2,784.00	2,804.00	2,779.00	2,798.00	0.43
COCUDA KL	20-Mar-25	2,811.00	2,831.00	2,811.00	2,828.00	0.43
KAPAS	30-Apr-25	1,494.00	1,503.00	1,493.00	1,502.50	0.40
COTWASOIL	20-Feb-25	0.00	0.00	0.00	1,251.20	-0.50

International Rates

Commodity	Price	Open	High	Low	% Chg
US COTTON	67.47	67.48	67.48	67.42	-0.64
ZCE COTTON	13640.00	13555.00	13740.00	13525.00	1.04
ZCE COTTON YARN	18610.00	18610.00	18610.00	18610.00	0.59

CottonCandy prices edged down by 0.09%, settling at ₹54,650, driven by expectations of a rise in global cotton production for the 2024-25 cycle. The global production forecast has increased by 1.2 million bales to reach 117.4 million bales, supported by higher yields in India and Argentina. However, a contrasting local development has created a supply crunch, particularly in India's northern cotton-producing states—Punjab, Haryana, and Rajasthan, where kapas arrivals fell by 43% until November 30, 2024, compared to the previous year. This has led to raw material shortages for ginners and spinners, especially in Punjab, as farmers hold back supplies, anticipating higher prices. The Cotton Association of India (CAI) has maintained its cotton consumption estimate for 2024-25 at 313 lakh bales, with pressing estimates pegged at 302.25 lakh bales. Imports are projected to rise significantly to 25 lakh bales, up from 15.20 lakh bales in the previous season. By November 30, approximately 9 lakh bales had arrived at Indian ports, with the closing stock for September 30, 2025, estimated at 26.44 lakh bales, lower than last year's closing stock of 30.19 lakh bales. Globally, U.S. cotton production has been revised upwards to 14.3 million bales, contributing to the rise in world production. The market saw fresh selling, as evidenced by a 0.47% rise in open interest to 426 contracts, and a slight drop of ₹50 in prices. Support is seen at ₹54,040, and if this level is breached, prices could test ₹53,420. Resistance is at ₹55,640, with a break above this level potentially pushing prices toward ₹56,620.

Spot Rates

Commodity	Location	Price	% Chg
29 mm Cotton	राजकोट	25,829.90	-0.24
29 mm Cotton	कादी	26,054.55	0.25

Open Interest Snapshot

Commodity	Expiry	% Change	% Oi Change	Oi Status
COTTONCANDY	31-Jan-25	-0.31	-1.41	Long Liquidation

Technical Chart



BUY COTTONCANDY JAN @ 54200 SL 53900 TGT 54500-54800. MCX

Trading Levels

Commodity	Expiry	Close	R2	R1	PP	S1	S2
COTTONCANDY	31-Jan-25	54480.00	54910.00	54690.00	54540.00	54320.00	54170.00

Spot Rates

Commodity	Location	Price	% Chg
Cotton Seed Oilcake	आकोला	2,793.05	-0.29
Cotton Seed Oilcake	कादी	2,827.25	-0.24

Open Interest Snapshot

Commodity	Expiry	% Change	% Oi Change	Oi Status
COCUDAKL	20-Feb-25	0.43	3.24	Fresh Buying
COCUDAKL	20-Mar-25	0.43	3.56	Fresh Buying

Technical Chart



SELL COCUDAKL FEB @ 2820 SL 2860 TGT 2770-2730. NCDEX

Trading Levels

Commodity	Expiry	Close	R2	R1	PP	S1	S2
COCUDAKL	20-Feb-25	2,798.00	2819.00	2794.00	2794.00	2784.00	2769.00
COCUDAKL	20-Mar-25	2,828.00	2843.00	2823.00	2823.00	2815.00	2803.00

Spot Rates

Commodity	Location	Price	% Chg
Kapas	राजकोट	1,437.00	-0.14
Kapas	कादी	1,447.05	-0.3

Open Interest Snapshot

Commodity	Expiry	% Change	% Oi Change	Oi Status
KAPAS	30-Apr-25	0.40	0.20	Fresh Buying

Technical Chart



SELL KAPAS APR @ 1505 SL 1515 TGT 1495-1485. NCDEX

Trading Levels

Commodity	Expiry	Close	R2	R1	PP	S1	S2
KAPAS	30-Apr-25	1,502.50	1510.00	1507.00	1500.00	1497.00	1490.00

Spot Rates

Commodity	Location	Price	% Chg
Cotton Wash Oil - Kadi	कादी	1,242.20	1.14

Open Interest Snapshot

Commodity	Expiry	% Change	% Oi Change	Oi Status
COTWASOIL	20-Feb-25	-0.50	0.00	Long Liquidation

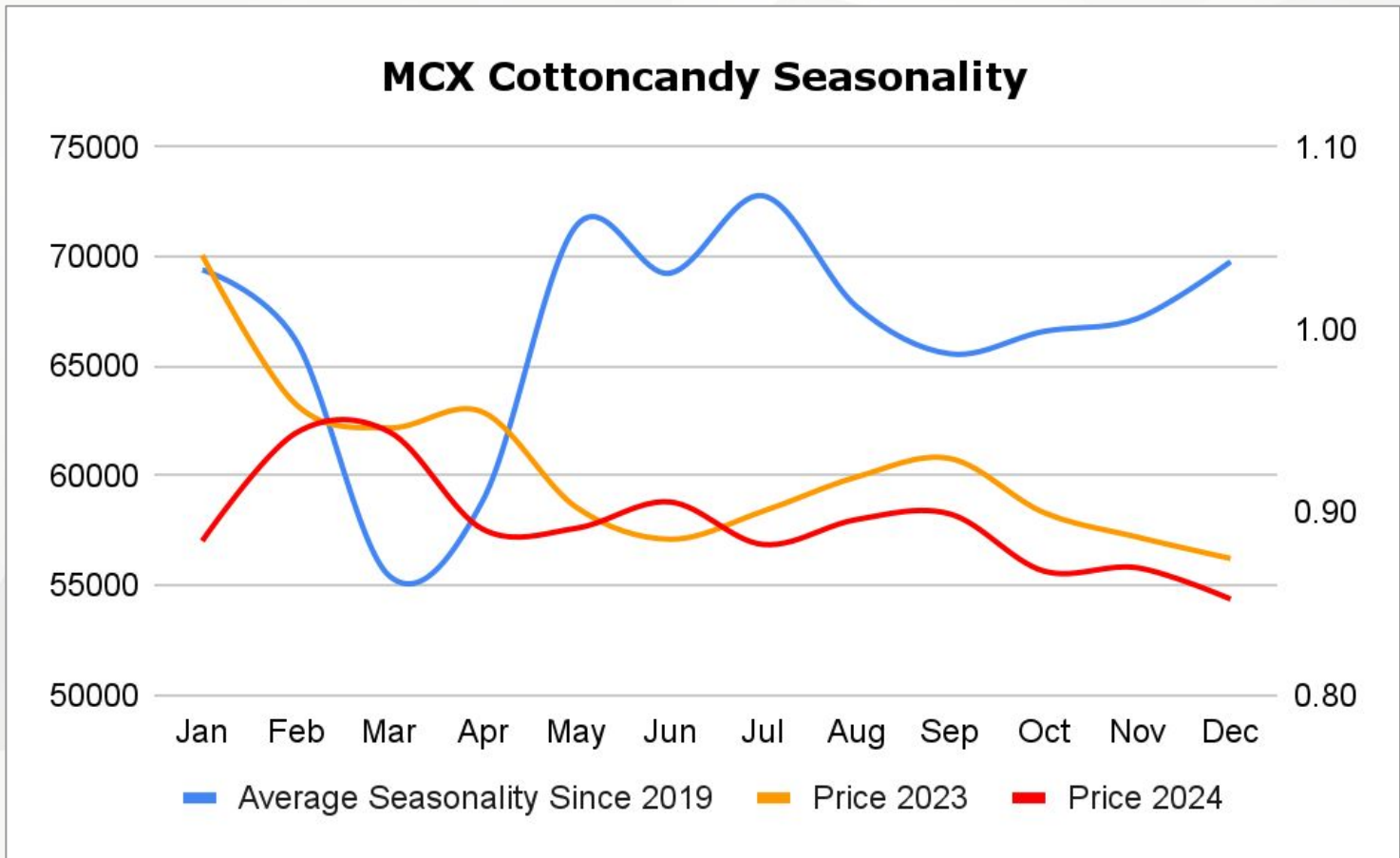
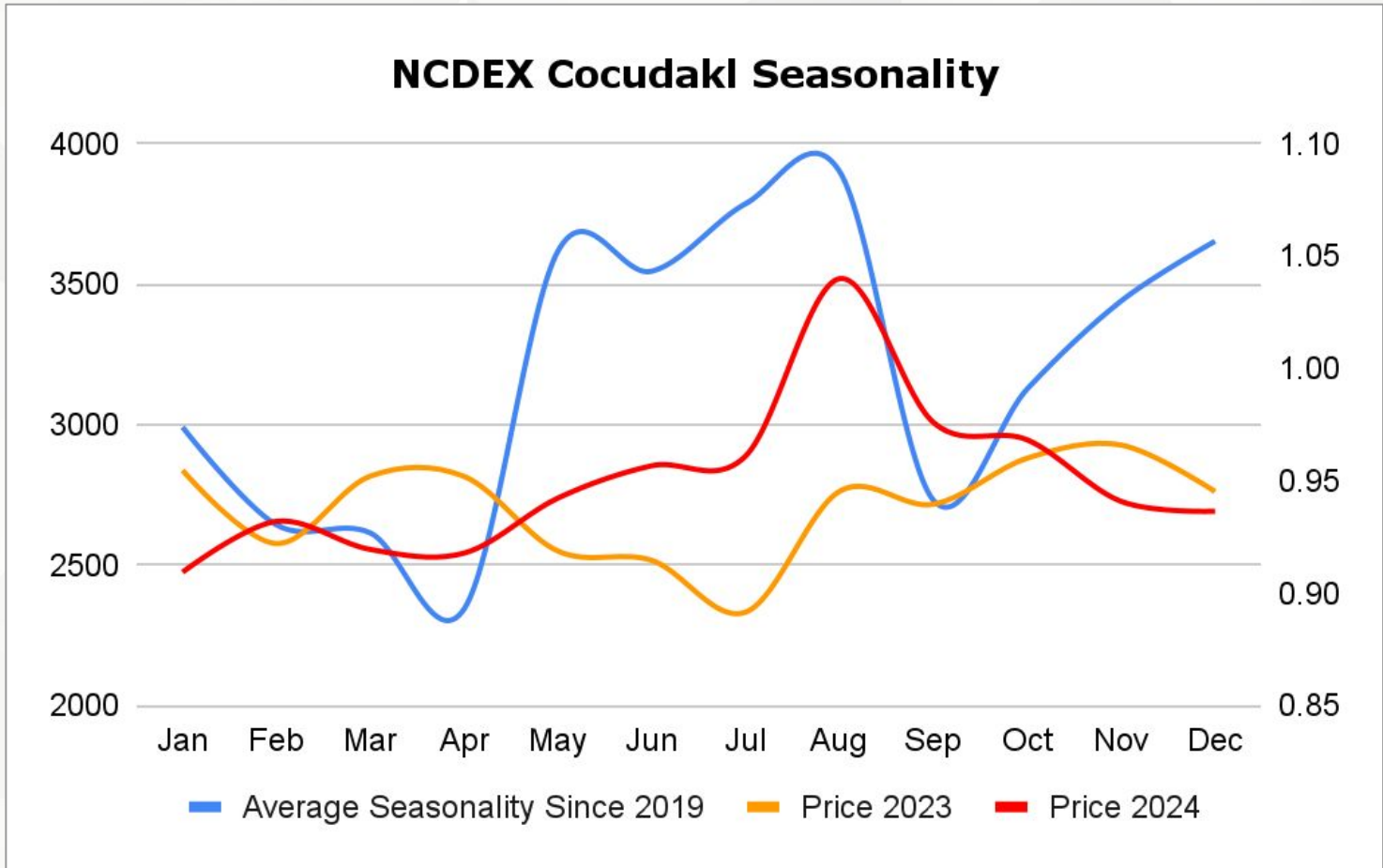
Technical Chart




SELL COTWASOIL FEB @ 1255 SL 1265 TGT 1245-1235. NCDEX

Trading Levels

Commodity	Expiry	Close	R2	R1	PP	S1	S2
COTWASOIL	20-Feb-25	1,251.20	415.00	830.00	415.00	830.00	415.00





DISCLAIMER

KEDIA ADVISORY

This Report is prepared and distributed by Kedia Stocks & Commodities Research Pvt Ltd. Our SEBI REGISTRATION NUMBER - INH000006156. for information purposes only. The recommendations, if any, made herein are expressions of views and/or opinions and should not be deemed or construed to be neither advice for the purpose of purchase or sale through KSCRPL nor any solicitation or offering of any investment /trading opportunity. These information/opinions/ views are not meant to serve as a professional investment guide for the readers. No action is solicited based upon the information provided herein. Recipients of this Report should rely on information/data arising out of their own investigations. Readers are advised to seek independent professional advice and arrive at an informed trading/investment decision before executing any trades or making any investments. This Report has been prepared on the basis of publicly available information, internally developed data and other sources believed by KSCRPL to be reliable. KSCRPL or its directors, employees, affiliates or representatives do not assume any responsibility for or warrant the accuracy, completeness, adequacy and reliability of such information/opinions/ views. While due care has been taken to ensure that the disclosures and opinions given are fair and reasonable, none of the directors, employees, affiliates or representatives of KSCRPL shall be liable for any direct, indirect, special, incidental, consequential, punitive or exemplary damages, including lost profits arising in any way whatsoever from the information/opinions/views contained in this Report. The possession, circulation and/or distribution of this Report may be restricted or regulated in certain jurisdictions by appropriate laws. No action has been or will be taken by KSCRPL in any jurisdiction (other than India), where any action for such purpose (s) is required. Accordingly, this Report shall not be possessed, circulated and/ or distributed in any such country or jurisdiction unless such action is in compliance with all applicable laws and regulations of such country or jurisdiction. KSCRPL requires such a recipient to inform himself about and to observe any restrictions at his own expense, without any liability to KSCRPL. Any dispute arising out of this Report shall be subject to the exclusive jurisdiction of the Courts in India.

KEDIA ADVISORY

KEDIA STOCKS & COMMODITIES RESEARCH PVT LTD

Mumbai, India

SEBI REGISTRATION NUMBER - INH000006156

For more details, please contact: +91 93234 06035 / 96195 51022

Email: info@kediaadvisory.com

Regd.Off.: 1, 2, 3 & 4, 1st Floor, Tulip Bldg, Flower Valley Complex, Khadakpada Circle,
Kalyan-(W), Mumbai-421301